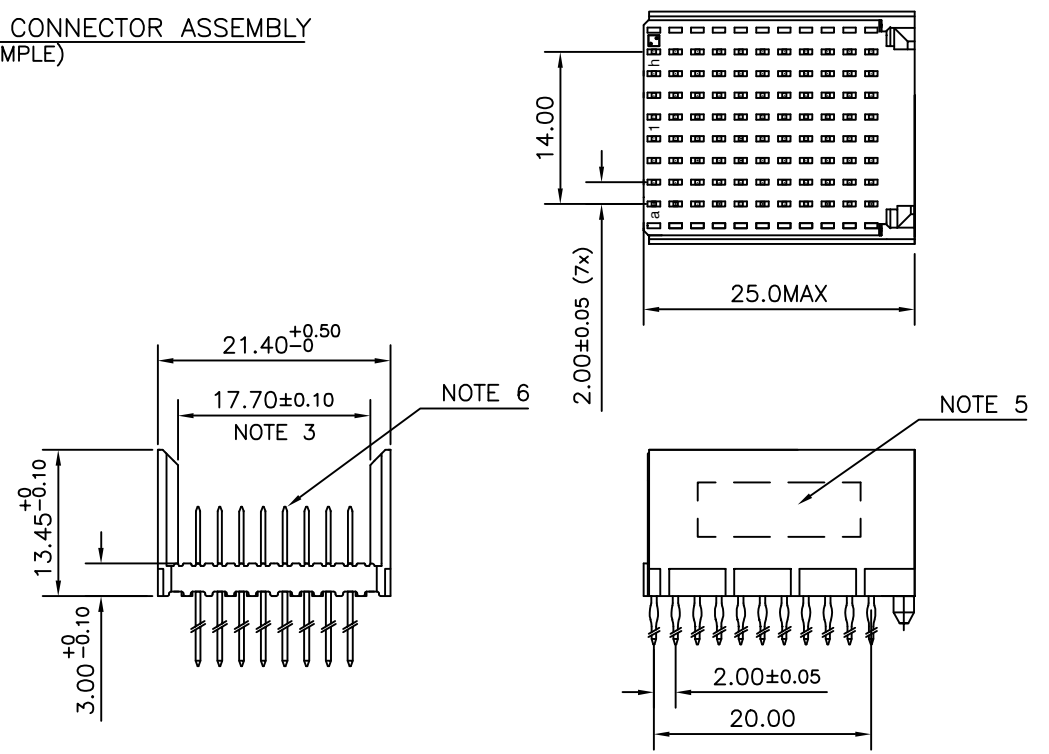


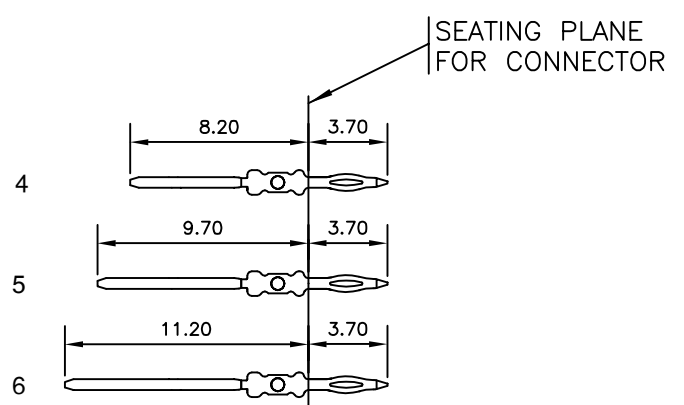
LOADING PATTERN MATING SIDE

y	0	0	0	0	0	0	0	0	0	0
h	4	4	6	4	6	4	6	4	6	4
g	6	4	4	6	5	6	5	6	5	5
f	4	4	6	6	5	6	5	6	5	6
e	6	4	4	4	6	4	4	4	6	4
d	4	4	6	4	4	4	6	4	4	6
c	6	4	4	4	6	4	4	4	6	4
b	4	4	6	4	4	4	6	4	4	6
a	6	4	4	4	6	4	4	4	6	4
z	0	0	0	0	0	0	0	0	0	0
POS	01				05					10

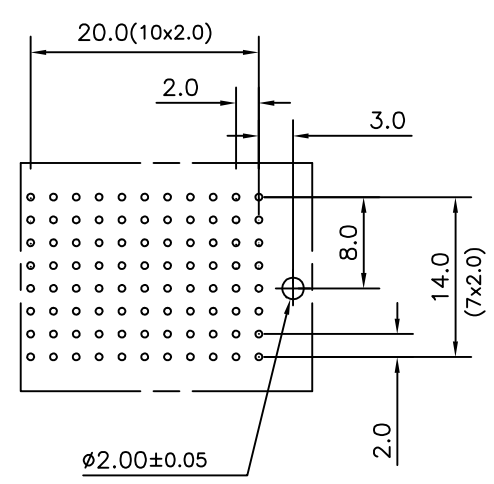
LOADED CONNECTOR ASSEMBLY (FOR EXAMPLE)



CONTACT OVERVIEW



LAY-OUT P.C.B.-HOLE



HM2P89PDH1L0 **LEAD FREE INDICATOR : LF = LEAD FREE (DIGIT 15 & 16)**
PLATING CODE (DIGIT 13 AND 14)
 (REF DRW NO. BS,C , 201844 , 003)

NOTES

1. THIS PRODUCT IS CSA APPROVED.
 2. THIS PRODUCT IS UL RECOGNIZED.
 3. MEASURED AT THE BOTTOM.
 4. MATERIAL CONTACT: PHOSPHORBRONZE
HOUSING: CREAM WHITE GLASS FILLED POLYESTER UL-94V0
 5. CONNECTOR PRINTED WITH P/N AND DATE CODE.
 6. FOR ACTUAL CONTACT LOADINGS, SEE LOADING PATTERN MATING SIDE.
 7. SHAPE OF CONNECTOR HOUSING CAN ALTER DEPENDING ON PRODUCTION LOCATION
 8. THE PRODUCT (LF) MEETS EUROPEAN UNION DIRECTIVES AND OTHER COUNTRY REGULATIONS AS DESCRIBED IN GS-22-008
 9. FOR RECOMMENDED PTH DIMENSIONS REFER DRAWING : BS, A , 201572 , 001
- CATALOG NO: HM2P89PDH1L0----

mat'l. code SEE NOTE 4		surface ISO 1302	tolerance ISO 406 ISO 1101	projection MM	product family MILLIPACS
ltr	ecn no	dr	date	tolerances unless otherwise specified	title
A	104-0089	MINI	2004/09/25	angles linear .0±0.2	MPACS 8+2R STR HDR PF CONN TYPE F
B	105-0190	MINI	2005/10/13	0°±1° .00±0.1	
C	106-0090	MINI	2006/06/29		
		dr	MINI K VANDANATH	2004/09/25	dwg no
		enr	BIJU K PAUL	2004/09/25	sheet 1 of 1
		chr	BIJU K PAUL	2006/06/29	size
		appd	BIJU K PAUL	2006/06/29	A3
sheet index	revision sheet	C	1		type Product Customer Drawing